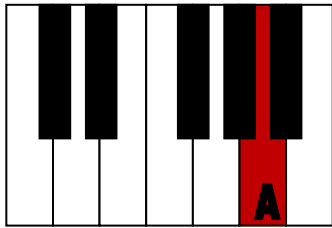


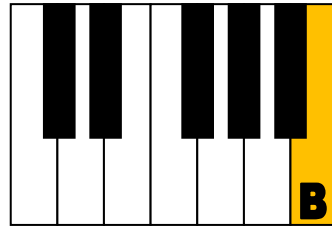
Please, trace the letter, then circle the note or notes with this letter.



A musical staff with a treble clef. Seven notes are placed on the staff, each with a vertical line and a flower-shaped label: C (yellow), D (green), E (blue), F (purple), G (brown), A (red), B (yellow), C (yellow), D (blue), E (blue), F (purple), G (brown).

A tracing practice area consisting of seven identical musical staves. Each staff has a dotted line with three arrows and numbers: '1' with a downward arrow, '2' with a downward arrow, and '3' with a rightward arrow.

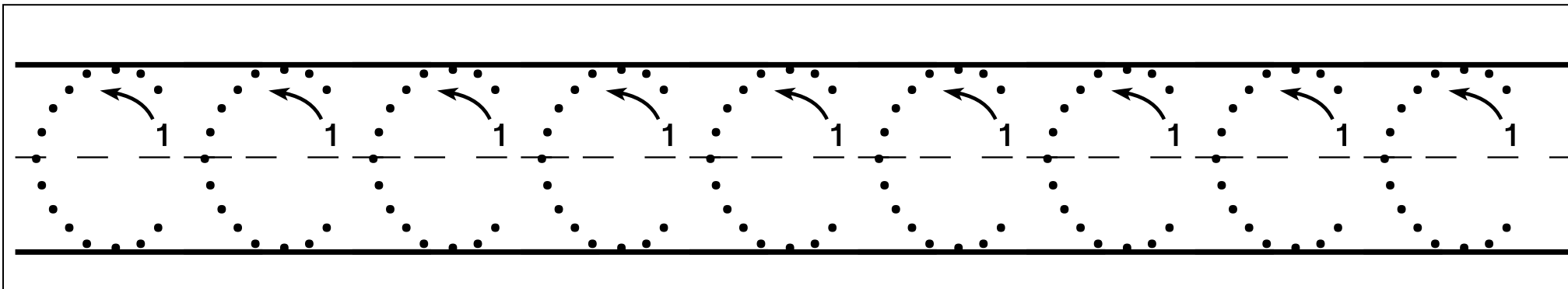
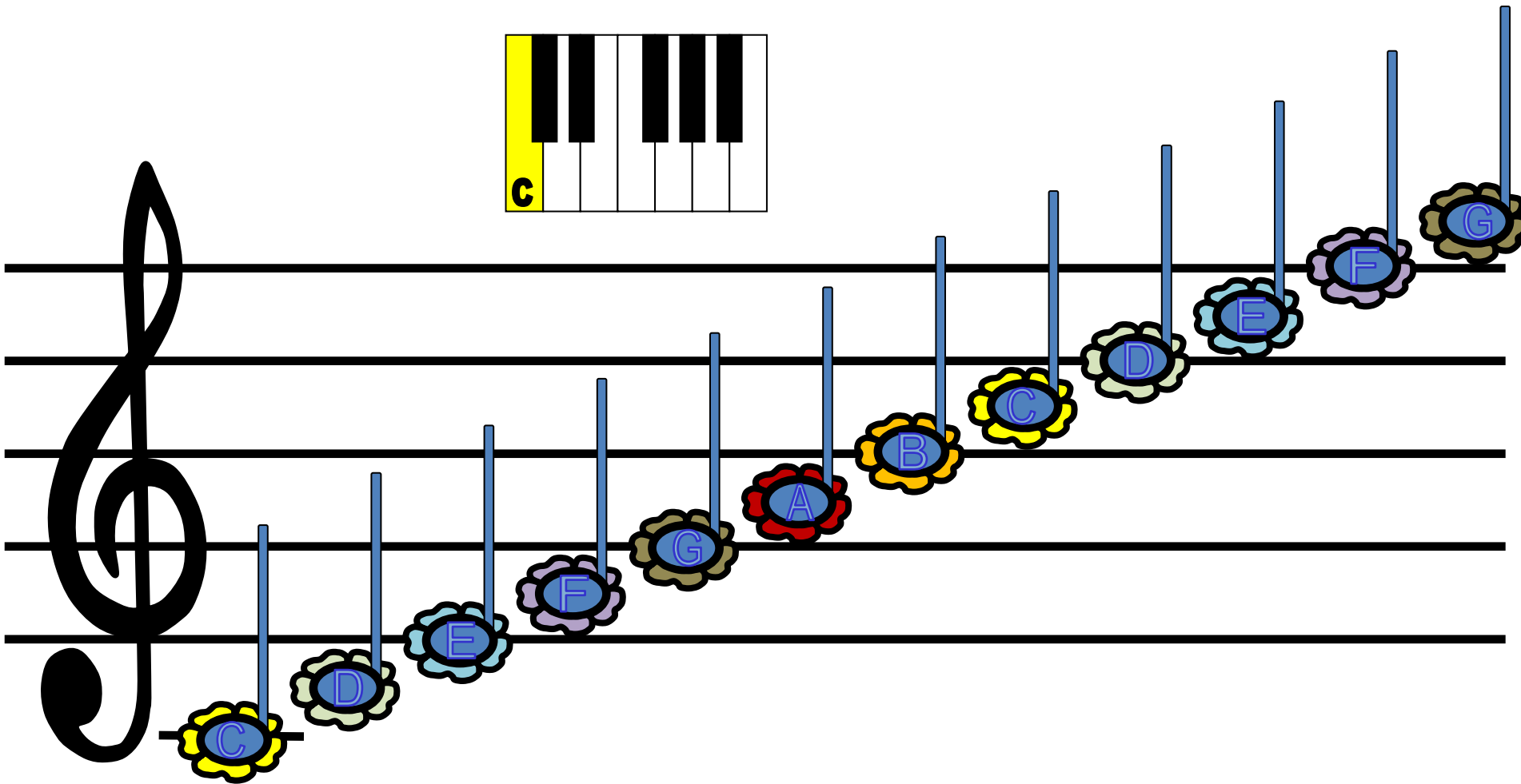
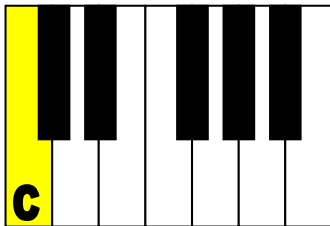
Please, trace the letter, then circle the note or notes with this letter.



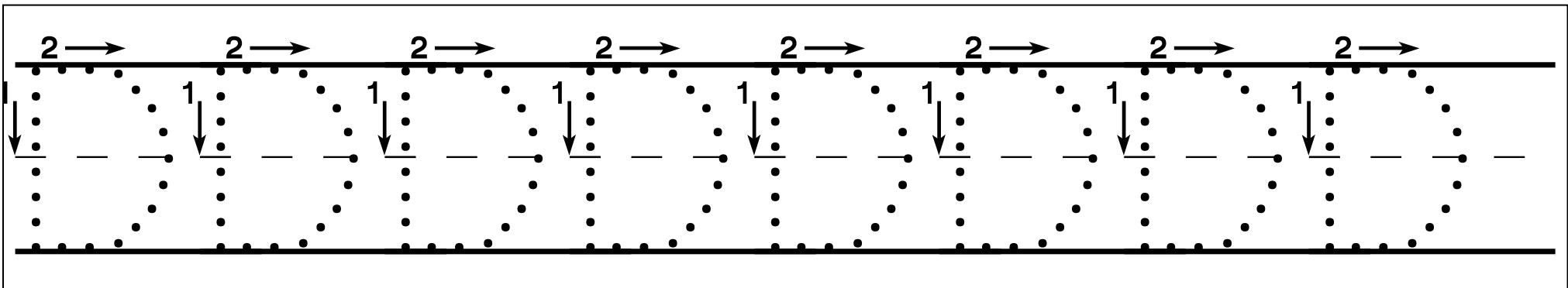
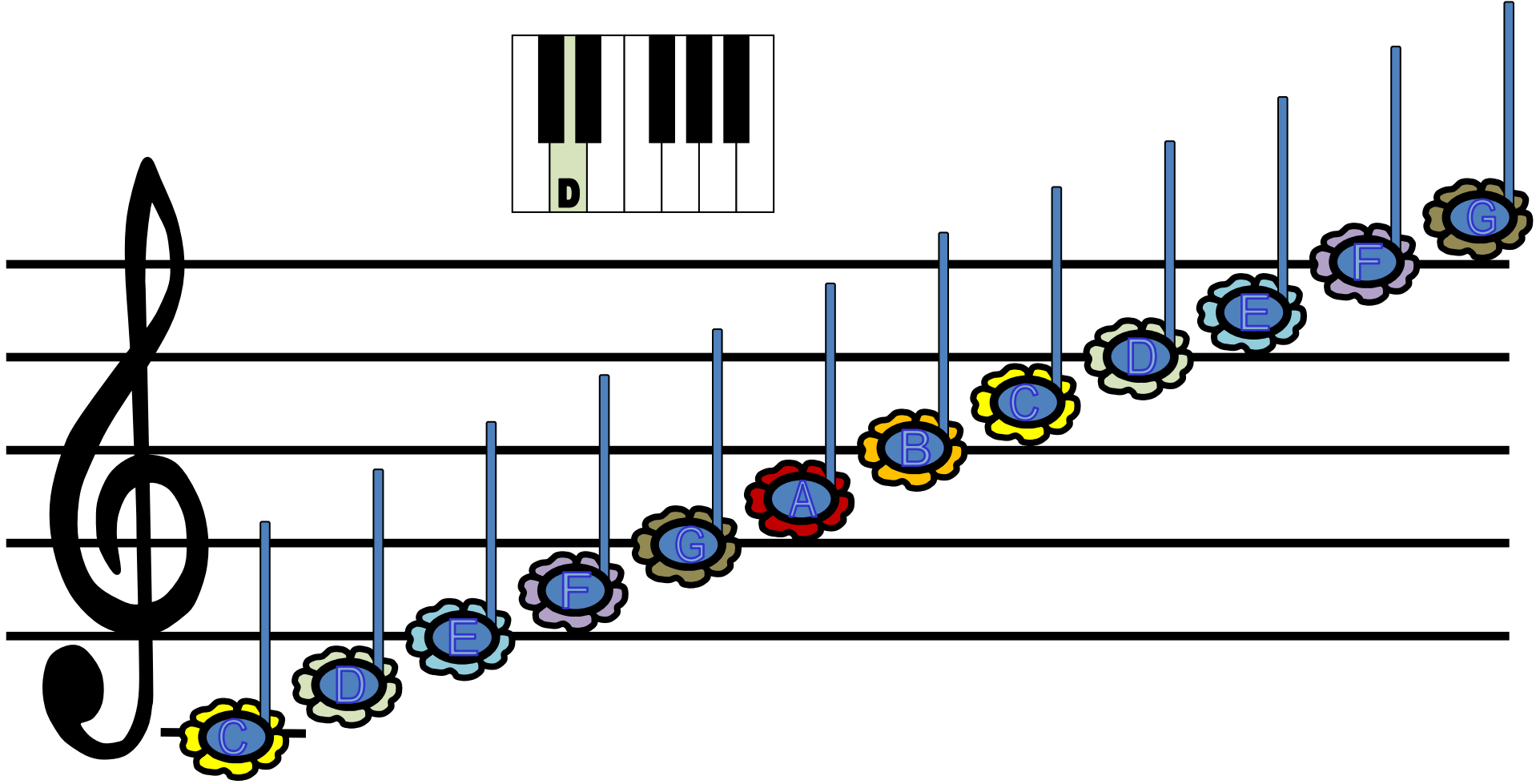
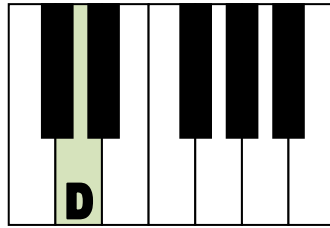
A musical staff with a treble clef. Notes are placed on the lines and spaces, each with a letter label: C (bottom line), D (first space), E (second line), F (second space), G (third line), A (third space), B (fourth line), C (fourth space), D (fifth line), E (first line above), F (first space above), and G (first line above).

A tracing exercise for the letter 'B' on a musical staff. The staff has four lines. The top line has a series of dots with a '2' and a right-pointing arrow above them. The second line has a series of dots with a '1' and a downward-pointing arrow above them. The third line has a series of dots with a '3' and a right-pointing arrow above them. The bottom line has a series of dots. This pattern repeats across the staff.

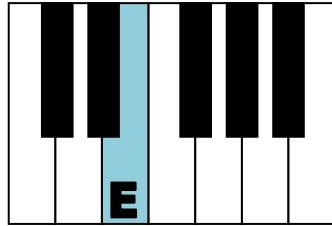
Please, trace the letter, then circle the note or notes with this letter.



Please, trace the letter, then circle the note or notes with this letter.



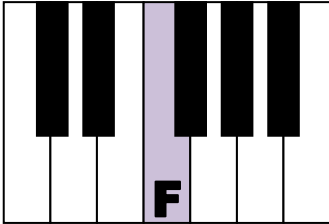
Please, trace the letter, then circle the note or notes with this letter.



A musical staff with a treble clef. The notes C, D, E, F, G, A, B, C, D, E, F, G are placed on the staff lines. Each note is represented by a blue stem and a colorful flower-shaped note head. The notes are: C (yellow), D (light green), E (light blue), F (purple), G (brown), A (red), B (yellow), C (yellow), D (light green), E (light blue), F (purple), G (brown).

A handwriting practice section consisting of four horizontal lines. The top line has a series of right-pointing arrows labeled '2'. The second line from the top has a series of right-pointing arrows labeled '3', with a vertical line and the number '1' above each arrow. The third line from the top has a series of right-pointing arrows labeled '4'. The bottom line is a solid black line.

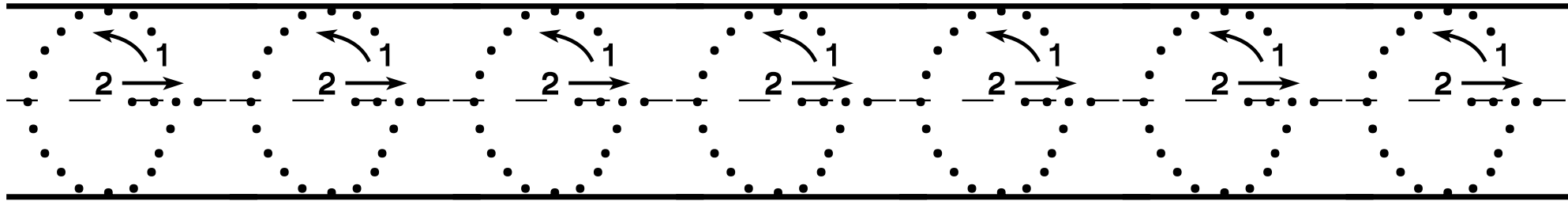
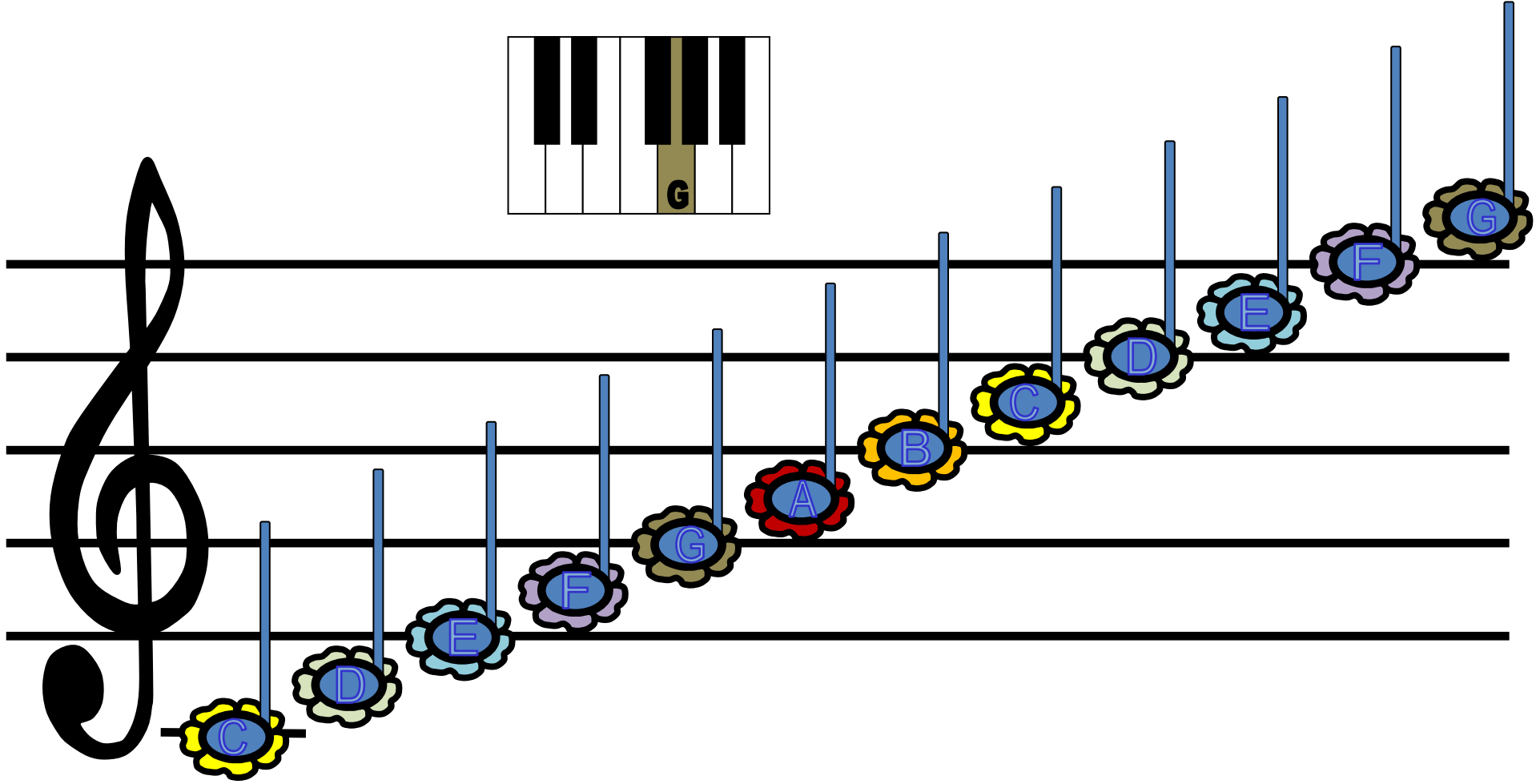
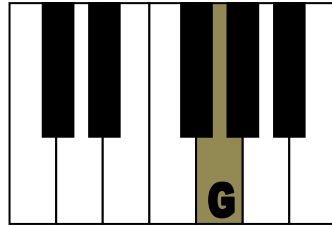
Please, trace the letter, then circle the note or notes with this letter.



A musical staff with a treble clef and ten notes labeled C through G, each with a vertical line and a flower-shaped graphic.

A tracing exercise on a musical staff with dotted lines and arrows, including numbers 1, 2, and 3.

Please, trace the letter, then circle the note or notes with this letter.



Please, trace the letter, then circle the note or notes with this letter.

